

\$1.5B

BACK

BUDGET



Senate Republican Priorities



Education:

Continues the full phase-in of local education funding by 2028




Special Education:

Fully-funds aid to cities and towns for special education excess costs



Healthcare:

Creates an affordable healthcare program that will reduce premiums by up to 30%




Energy:

Moves public policy charges off of our energy bills and onto the state budget for increased transparency and accountability




Non-profits:


Invests an additional \$100 million in Connecticut's non-profit health & human services providers



Tax Relief



**\$1.53
Billion**



SRO

**\$1.26
Billion**




HRO

**\$654
Million**




Governor

**\$513
Million**



Majority



Pension Deposit:

The SRO budget makes


more than

\$2 billion

in additional

deposits to the state pension systems

General Fund Spending



SRO

\$44.426 Billion

Governor

\$44.428 Billion

HRO


\$44.736 Billion

Majority

\$44.757 Billion

Historic Tax Relief

- **Cuts the Income Tax**
- **Creates a Child Tax Exemption**
- **Increases Eligibility for the Property Tax**
- **Eliminates the Highway Use Tax**
- **Exempts Children's Clothing from the Sales Tax**
- **Ends the Pension and Annuity Tax Cliff**
- **Increases the Earned Income Tax Credit**
- **Doubles the Farm Machinery Exemption**
- **Increases the Human Capital Tax Credit**
- **Restore the Pass-Through Entity Tax Credit**



Senate Republican Cuts


\$109 M More than the Governor in savings for accurately budgeting for vacancies


\$54 M Based on expenditure trends

\$25 M By eliminating inflation adjustments for state agencies

\$30 M For position reductions

\$11 M For limiting position additions





Total Appropriations

Fund	"Appropriated FY 23 \$"	"Governor FY 24 \$"	"Governor FY 25 \$"	"SRO FY 24 \$"	"SRO FY 25 \$"	"SRO - Gov FY 24 \$"	"SRO - Gov FY 25 \$"
General Fund	22,089,151,832	22,034,995,308	22,392,704,051	21,985,584,742	22,440,650,444	(49,410,566)	47,946,393
Special Transportation Fund	1,826,161,303	2,149,057,938	2,244,007,775	2,084,841,012	2,179,785,163	(64,216,926)	(64,222,612)
Municipal Revenue Sharing Fund	-	598,580,213	598,580,213	598,580,213	598,580,213	-	-
Banking Fund	29,710,672	33,653,637	34,085,629	33,282,755	33,714,747	(370,882)	(370,882)
Insurance Fund	123,155,240	136,658,838	139,446,647	136,492,838	139,280,647	(166,000)	(166,000)
Consumer Counsel and Public Utility Control Fund	32,716,567	37,104,980	37,614,961	37,104,980	37,614,961	-	-
Workers' Compensation Fund	27,257,008	28,835,998	29,128,141	28,835,998	29,128,141	-	-
Mashantucket Pequot and Mohegan Fund	51,481,796	-	-	-	-	-	-
Criminal Injuries Compensation Fund	2,934,088	2,934,088	2,934,088	2,934,088	2,934,088	-	-
Tourism Fund	13,444,253	13,794,188	13,794,188	13,794,188	13,794,188	-	-
Cannabis Social Equity and Innovation Fund	-	5,800,000	10,200,000	5,800,000	10,200,000	-	-
Cannabis Prevention and Recovery Services Fund	-	2,358,000	3,358,000	2,358,000	3,358,000	-	-
Total	24,196,012,759	25,043,773,188	25,505,853,693	24,929,608,814	25,489,040,592	(114,164,374)	(16,813,101)

Balance Including Cap

Fund	"Governor FY 24 \$"	"Governor FY 25 \$"	"SRO FY 24 \$"	"SRO FY 25 \$"	"SRO - Gov FY 24 \$"	"SRO - Gov FY 25 \$"
General Fund	9,206,192	1,713,199	41,985,258	123,823,306	32,779,066	122,110,107
Special Transportation Fund	194,848,062	62,312,725	196,678,988	66,777,337	1,830,926	4,464,612
Municipal Revenue Sharing Fund	419,787	419,787	5,019,787	5,119,787	4,600,000	4,700,000
Banking Fund	46,363	14,371	417,245	385,253	370,882	370,882
Insurance Fund	41,162	53,353	207,162	219,353	166,000	166,000
Consumer Counsel and Public Utility Control Fund	95,020	85,039	95,020	85,039	-	-
Workers' Compensation Fund	64,002	71,859	64,002	71,859	-	-
Mashantucket Pequot and Mohegan Fund	-	-	-	-	-	-
Criminal Injuries Compensation Fund	65,912	65,912	65,912	65,912	-	-
Tourism Fund	505,812	805,812	505,812	805,812	-	-
Cannabis Social Equity and Innovation Fund	-	-	-	-	-	-
Cannabis Prevention and Recovery Services Fund	42,000	842,000	42,000	842,000	-	-
	205,334,312	66,384,057	245,081,186	198,195,658	39,746,874	131,811,601