

List of Projects Advertised but Not Awarded as of 2-7-19

	Project	Description	Town(s)	ADV
1	310-059	Clinton RR Station North Platform Improvements and Pedestrian Bridge	Clinton	07/11/18
2	63-703 & 159-191	Relocation of I-91 NB Interchange 29 and Widening of I-91 NB and Route 5/15 NB to I-84 EB	Hartford, East Hartford, Wethersfield	09/19/18
3	116-125-R1	Realignment of Long Ridge Road Railroad-Highway Grade Crossing	Redding	10/17/18
4	78-94	Maintenance Facility Tank Replacement	Marlborough	11/14/18
5	160-151	Repair Facility Roof Replacement	Willington	11/28/18
6	102-363	Rehabilitation of Bridge 00061 Strawberry Hill Ave. over I-95	Norwalk	12/05/18
7	302-0022	Wilton Railroad Station Line Connection	Wilton	12/19/18
8	167-107	Rehabilitation of Bridge No. 02151 Route 15 over Race Brook	Woodbridge	01/02/19
9	35-197	Repair and Maintenance Facility Renovation	Darien	01/30/19
10	136-072	Replacement of Bridge No. 02132 on Route 14A over Cedar Swamp Brook	Sterling	01/30/19
11	156-180	Pavement Preservation on I-95	Orange & West Haven	01/23/19
12	106-127	Rehabilitation of Bridge No. 00948 Route 34 over Wepawaug River	Orange	02/06/19
13	160-147	Rehabilitation of Bridge No. 02259 On Route 32 S. Branch Roaring Brook	Willington	02/06/19
14	103-273	Rehabilitation of Bridge No. 00278 Carrying Scotland Road Over I-395	Norwich	02/06/19

**Connecticut Department of Transportation
State Projects Scheduled for Advertising
February 13, 2019 through December 31, 2019**

Updated: 2/7/19

Project	Location	Route	Description	Improvement	Scope Code
Advertising Date: 2/13/2019					
0041-0119	EAST HAMPTON		Construct East Hampton Maintenance Facility & Replace Salt Shed	FACILITY REHABILITATION	H
0300-0138	NEW HAVEN	RR	NHRY - West End Yard	FACILITY REHABILITATION	M
Advertising Date: 2/27/2019					
0135-0341	STAMFORD	I-95	Repair Br 00022 o/ Harvard Avenue	MINOR BRIDGE REHABILITATION	C
Advertising Date: 3/6/2019					
0044-0157	EAST LYME	US 1	Replace Br 06676 over Brook	BRIDGE REPLACEMNT NO ADD CAP	D
0172-0482	DISTRICT 2	Various	2019 Pavement Preservation - Ultra-Thin Bonded PMA	RESURFACING BY CONTRACT	I
0172-0483	DISTRICT 2	Various	2019 Pavement Preservation - Asphalt Rubber Chip Seal	RESURFACING BY CONTRACT	E
0174-0428	DISTRICT 4	Various	2019 Pavement Preservation - Ultra-Thin Bonded PMA	RESURFACING BY CONTRACT	F
0174-0429	DISTRICT 4	Various	2019 Pavement Preservation - Asphalt Rubber Chip Seal	RESURFACING BY CONTRACT	E
Advertising Date: 3/13/2019					
0060-0158	HADDAM	CT 9	Rehab Br 06728 over Mill River	BRIDGE RESTORATION NO ADD CAP	D
0302-0014	NORWALK	RAIL	NHL-DB Merritt 7 Railroad Station Upgrade	FACILITY REHABILITATION	I
Advertising Date: 3/20/2019					
0108-0190	PLAINFIELD	I-395	Rehab Br 05454 over Brook	CONSTRUCT CULVERT	D
Advertising Date: 3/27/2019					
0170-3476	STATEWIDE		Generator Replacement and Installation at Various Maintenance Facilities	FACILITY REHABILITATION	E
Advertising Date: 4/10/2019					
0160-0150	WILLINGTON	I-84	Replace Br 02169 over Lower Ruby Brook	CONSTRUCT CULVERT	G
Advertising Date: 4/17/2019					
0155-0173	WEST HARTFORD	I-84	Replace Hwy Signs & Supports, Exit 40-56	SIGNING	G
Advertising Date: 5/8/2019					
0138-0248	STRATFORD	I-95	Full interchange at Interchange 33 w/ new SB off-ramp & new NB on-ramp	REVISE INTERCHANGE RAMPS	K
0172-0450	DISTRICT 2	Various	Signal Replacements for APS Upgrade	TRAFFIC SIGNAL INSTALLATION	F
Advertising Date: 5/15/2019					
0092-0676	NEW HAVEN	I-95	Pearl Harbor Memorial "Q" Bridge Monitoring Contract	BRIDGE RESTORATION NO ADD CAP	E
0101-0112	No. Stonington	Boom Br Rd	Br 04744 o/ Pawcatuck River	BRIDGE SPRSTRUCTRE REPL NO ADD CAP	E
0161-0141	WILTON	US 7	Grumman Hill Road Intersection w/ Signal	MINOR INTERSECTION IMPROV	F

Scope Codes:

	From	To		From	To		From	To
A -	LESS THAN	\$100,000	I -	\$10,000,000	\$14,999,999	Q -	\$160,000,000	\$199,999,999
B -	\$100,000	\$199,999	J -	\$15,000,000	\$19,999,999	R -	\$200,000,000	\$249,999,999
C -	\$200,000	\$499,999	K -	\$20,000,000	\$29,999,999	S -	\$250,000,000	\$299,999,999
D -	\$500,000	\$999,999	L -	\$30,000,000	\$39,999,999	T -	\$300,000,000	\$399,999,999
E -	\$1,000,000	\$2,499,999	M -	\$40,000,000	\$59,999,999	U -	\$400,000,000	\$499,999,999
F -	\$2,500,000	\$4,999,999	N -	\$60,000,000	\$89,999,999	V -	\$500,000,000	\$599,999,999
G -	\$5,000,000	\$7,499,999	O -	\$90,000,000	\$119,999,999	W -	\$600,000,000	AND OVER
H -	\$7,500,000	\$9,999,999	P -	\$120,000,000	\$159,999,999			

**Connecticut Department of Transportation
State Projects Scheduled for Advertising
February 13, 2019 through December 31, 2019**

Updated: 2/7/19

Project	Location	Route	Description	Improvement	Scope Code
Advertising Date: 5/29/2019					
0099-0114	NORTH CANAAN	US 7	Modernize Railroad Crossing	MINOR IMPRVMT OF GRADE CROSSING	D
0099-0115	NORTH CANAAN	US 7/US 44	Modernize Railroad Crossing	MINOR IMPRVMT OF GRADE CROSSING	E
0103-0265	NORWICH	CT 97	Replace Br 02589 o/ Cold Brook	BRIDGE REPLACEMNT NO ADD CAP	E
Advertising Date: 6/5/2019					
0173-0485	DISTRICT 3	Various	Horizontal Curve Signs & Pavement Markings	SIGNING	E
Advertising Date: 6/12/2019					
0120-0093	SALEM	CT 85	Replace Br 02540 over Little Brook	BRIDGE REPLACEMNT NO ADD CAP	E
Advertising Date: 6/19/2019					
0095-0254	NEW MILFORD	CT 67/US 202	NHS - Rehab Br 00901 over Housatonic River	BRIDGE RESTORATION NO ADD CAP	E
Advertising Date: 6/26/2019					
0082-0312	MIDDLETOWN	CT 66	NHS - Phase 2 Replace Br 00524 (Arrigoni), approach spans	BRIDGE RESTORATION NO ADD CAP	L
0139-0103	SUFFIELD	Harvey Lane	Modernize Railroad Crossing	MINOR IMPRVMT OF GRADE CROSSING	D
0173-0415	Trumbull/Weston	Various	Culvert rehab; 06750, 06768, 06778	MINOR DRAINAGE	E
Advertising Date: 7/3/2019					
0103-0272	NORWICH	I-395	Replace Guiderail, Rte 2A to Rte 2	GUIDE RAILS	F
0138-0250	STRATFORD	US 1	Replace Traffic Control Signals in Various Locations	TRAFFIC SIGNAL INSTALLATION	D
0173-0468	DISTRICT 3	Various	Signal Replacements for APS Upgrades	TRAFFIC SIGNAL INSTALLATION	F
0300-0202	VARIOUS	RAIL	Network Infrastructure Upgrade - Phase 3	FACILITY REHABILITATION	J
Advertising Date: 7/10/2019					
0135-0334	STAMFORD	I-95	NHS - Rehab Br 00032 o/ Metro North (IBP) (CN)	MINOR BRIDGE REHABILITATION	I
0155-0171	WEST HARTFORD	I-84	Construct Operational Lanes EB & WB (CN)	UPGRADE EXPRESSWAY	M
Advertising Date: 7/17/2019					
0028-0202	COLCHESTER	CT 2	Rehab 3 Culverts	BRIDGE RESTORATION NO ADD CAP	E
Advertising Date: 7/24/2019					
0007-0189	Berlin/Cromwell	Various	Replace Hwy Signs & Supports - CT 9 (Ex 18-24), CT 5/15, SR 571; Install 1 VMS	SIGNING	I
0034-0347	DANBURY	SR 806 (Newtown)	Improvements: Old Newtown to Plumtrees and Eagle to Industrial Plaza Rds	MAJOR INTERSECTION	H
0106-0128	ORANGE	CT 15	Interchange 58 Improvements at CT 34	MINOR INTERSECTION IMPROV	F
0171-0425	DISTRICT 1	CT 9/ CT 72	Replace Hwy Signs & Supports - CT 9 (Ex 25-31), CT 72 (Ex 1-9); Install 4 VMS	SIGNING	I
Advertising Date: 7/31/2019					
0108-0186	PLAINFIELD	I-395	NHS - Rehab Br 00302 o/ Moosup River	BRIDGE DECK REPLACEMENT	I

Scope Codes:

	From	To		From	To		From	To
A -	LESS THAN	\$100,000	I -	\$10,000,000	\$14,999,999	Q -	\$160,000,000	\$199,999,999
B -	\$100,000	\$199,999	J -	\$15,000,000	\$19,999,999	R -	\$200,000,000	\$249,999,999
C -	\$200,000	\$499,999	K -	\$20,000,000	\$29,999,999	S -	\$250,000,000	\$299,999,999
D -	\$500,000	\$999,999	L -	\$30,000,000	\$39,999,999	T -	\$300,000,000	\$399,999,999
E -	\$1,000,000	\$2,499,999	M -	\$40,000,000	\$59,999,999	U -	\$400,000,000	\$499,999,999
F -	\$2,500,000	\$4,999,999	N -	\$60,000,000	\$89,999,999	V -	\$500,000,000	\$599,999,999
G -	\$5,000,000	\$7,499,999	O -	\$90,000,000	\$119,999,999	W -	\$600,000,000	AND OVER
H -	\$7,500,000	\$9,999,999	P -	\$120,000,000	\$159,999,999			

**Connecticut Department of Transportation
State Projects Scheduled for Advertising
February 13, 2019 through December 31, 2019**

Updated: 2/7/19

Project	Location	Route	Description	Improvement	Scope Code
Advertising Date: 8/7/2019					
0126-0172	SHELTON	SR 454	Rehab Br 01602 over Indian Hole Brook	BRIDGE RESTORATION NO ADD CAP	E
Advertising Date: 8/14/2019					
0014-0177	BRANFORD	CT 146	Replace Br 02675 o/ Sybil Creek	BRIDGE REPLACEMNT NO ADD CAP	E
0025-0147	CHESHIRE	CT 10 - CC	Traffic Signal Replacements to Accommodate Pedestrians (CN)	TRAFFIC SIGNAL REVISION	D
0129-0115	SOMERS	SR 528	Replace Br 05587 o/ Gillettes Brook	BRIDGE RESTORATION NO ADD CAP	D
0144-0196	TRUMBULL/STRATFORD	CT 108	Installation of Traffic Control Signals at Silver Lane and Amory Road	TRAFFIC SIGNAL INSTALLATION	D
0171-0417	DISTRICT 1	Various	OSTA Traffic Signals in District 1	TRAFFIC SIGNAL INSTALLATION	E
Advertising Date: 8/21/2019					
0036-0184	DERBY	CT 34	Reconstruction from Bridge St. to Ausonio Dr.	RECONSTRUCTION NO ADD CAP	H
0041-0118	EAST HAMPTON	CT 66	Replace Br 02018 o/ Pocotopaug Creek	BRIDGE RESTORATION NO ADD CAP	E
0163-0196	WINDHAM	CT 66	Rehab Bridges 00488 & 00489 o/ RR	BRIDGE REPLACEMNT NO ADD CAP	H
Advertising Date: 8/28/2019					
0015-0248	BRIDGEPORT	US 1	NHS - Rehab Br 00325 o/ Yellow Mill Channel	BRIDGE RESTORATION NO ADD CAP	H
0052-0091	FRANKLIN	CT 207	Rehab Br 06787 & 06788 o/ Beaver Brook	MINOR BRIDGE REHABILITATION	E
0136-0073	STERLING	CT 14	Replace Br 00688 over Moosup River	BRIDGE REPLACEMNT NO ADD CAP	E
Advertising Date: 9/4/2019					
0082-0320	MIDDLETOWN	Main Street	Intersection Improvements, B/O of 82-318	MINOR INTERSECTION IMPROV	F
0105-0215	OLD SAYBROOK	CT 154	Replace Br 02708 o/ Plum Bank Creek (B/O of 105-209)	BRIDGE REPLACEMNT NO ADD CAP	E
0118-0181	ROCKY HILL		Construct Bridge Safety Office & Vehicle Storage Facility	FACILITY CONSTRUCTION	G
0158-0206	WESTPORT	Beachside Ave	Replace Br 00069 o/ I-95	BRIDGE RESTORATION NO ADD CAP	G
Advertising Date: 9/18/2019					
0044-0154	EAST LYME	CT 156	Rehab Br 06026 o/ Niantic River	BRIDGE RESTORATION NO ADD CAP	I
0058-0336	GROTON	Mosher Ave	Rehab Br 03903 over Amtrak RR	BRIDGE SPRSTUCTRE REPL NO ADD CAP	F
0063-0712	HARTFORD	I-84	NHS - Rehab Br 00980B o/CT River, I-84 WB TR 826 to I-91 NB	BRIDGE SPRSTUCTRE REPL NO ADD CAP	D
Advertising Date: 9/25/2019					
0118-0170	ROCKY HILL	RT 3, 99 & 411	Replace/Upgrade CTSS Equipment	COMPUTERIZED TRAFFIC SIGNAL SYSTEM	H
0123-0066	SCOTLAND	CT 14	Replace Br 00681 o/ Merrick Brook	BRIDGE REPLACEMNT NO ADD CAP	E
0134-0147	STAFFORD	RT 190	Intersection Improvements at Rte 319	RECONSTRUCTION NO ADD CAP	F
0174-0405	DISTRICT 4	Various	Traffic Signal Replacements for APS Upgrades	TRAFFIC SIGNAL INSTALLATION	F
Advertising Date: 10/30/2019					
0015-0335	BRIDGEPORT	CT 127	Widening & geometric revisions @ Evers St	MINOR INTERSECTION IMPROV	E

Scope Codes:

	From	To		From	To		From	To
A -	LESS THAN	\$100,000	I -	\$10,000,000	\$14,999,999	Q -	\$160,000,000	\$199,999,999
B -	\$100,000	\$199,999	J -	\$15,000,000	\$19,999,999	R -	\$200,000,000	\$249,999,999
C -	\$200,000	\$499,999	K -	\$20,000,000	\$29,999,999	S -	\$250,000,000	\$299,999,999
D -	\$500,000	\$999,999	L -	\$30,000,000	\$39,999,999	T -	\$300,000,000	\$399,999,999
E -	\$1,000,000	\$2,499,999	M -	\$40,000,000	\$59,999,999	U -	\$400,000,000	\$499,999,999
F -	\$2,500,000	\$4,999,999	N -	\$60,000,000	\$89,999,999	V -	\$500,000,000	\$599,999,999
G -	\$5,000,000	\$7,499,999	O -	\$90,000,000	\$119,999,999	W -	\$600,000,000	AND OVER
H -	\$7,500,000	\$9,999,999	P -	\$120,000,000	\$159,999,999			

**Connecticut Department of Transportation
State Projects Scheduled for Advertising
February 13, 2019 through December 31, 2019**

Updated: 2/7/19

Project	Location	Route	Description	Improvement	Scope Code
Advertising Date: 11/6/2019					
0047-0119	ELLINGTON	CT 140	Replace Br 02668 o/ Charters Brook, and intersection impr. @ Webster Hill Rd	BRIDGE REPLACEMNT NO ADD CAP	E
0172-0466	DISTRICT 2		DAS Tank Replacement, E. Lyme & Norwich	FACILITY REHABILITATION	E
Advertising Date: 11/13/2019					
0063-0694	HARTFORD	I-84 TR 823	NHS - Rehab Bridge 03400D o/ Parking Lot	MINOR BRIDGE REHABILITATION	E
0139-0113	Suffield/Enfield	CT 190	Rehab Br 03295 o/ CT River & Amtrak	BRIDGE RESTORATION NO ADD CAP	F
0173-0483	GUILFORD		Tank Replacements in Guilford	FACILITY REHABILITATION	E
Advertising Date: 11/20/2019					
0034-0350	BROOKFIELD		Construction of Brookfield Repair Facility	FACILITY REHABILITATION	H
0113-0107	PRESTON	CT 2A	Rehab Br 02931 o/ Dickerman's Brook	BRIDGE REPLACEMNT NO ADD CAP	E
0113-0108	PRESTON	CT 2A	Rehab Br 02932 o/ Dickerman's Brook	BRIDGE REPLACEMNT NO ADD CAP	E
0171-0428	WOLCOTT		Wolcott Tank Replacements	FACILITY REHABILITATION	D
0171-0429	DISTRICT 1		Replace Salt Shed Roofs, Vernon, Stafford & Union	FACILITY REHABILITATION	D
Advertising Date: 11/27/2019					
0138-0247	STRATFORD	Ryder Lane	Construction of Salt Shed	FACILITY CONSTRUCTION	E
0164-0241	WINDSOR		Replace Roof at Windsor Maintenance Facility	FACILITY REHABILITATION	C
Advertising Date: 12/4/2019					
0172-0480	DISTRICT 2	Various	Upgrade Traffic Signals to LED at Various Locations	TRAFFIC SIGNAL INSTALLATION	E
0174-0416	DISTRICT 4		Replace Salt Shed Roofs, Cornwall, Bethlehem & Danbury	FACILITY REHABILITATION	D
Advertising Date: 12/11/2019					
0055-0141	GRANBY	CT10/202	Intersection Improvements at East St. & Notch Rd.	INTESECTION REALIGNMENT	F
0103-0266	NORWICH	I-395	Rehab 3 culverts on I-395 in Norwich	CONSTRUCT CULVERT	E
0118-0182	ROCKY HILL		Construct Sign Shop, Signal Lab & Radio Lab	FACILITY CONSTRUCTION	H
Advertising Date: 12/18/2019					
0083-0263	MILFORD	CT 162	Replace Br 06755 o/ Turtle Creek	BRIDGE REPLACEMNT NO ADD CAP	E
0096-0201	NEWTOWN	I-84	NHS - Rehab Br 01218 & 04180 o/ Housatonic River (Rochambeau)	BRIDGE SPRSTUCTRE REPL NO ADD CAP	M
0141-0154	THOMPSON	I-395	Rehab Br 06793 & 06794 (Culverts)	BRIDGE RESTORATION NO ADD CAP	E
Advertising Date: 12/25/2019					
0135-0336	STAMFORD	SR 790	Rehab Br 03682 over Rippowam River	BRIDGE REPLACEMNT NO ADD CAP	F

Scope Codes:


	From	To		From	To		From	To
A -	LESS THAN	\$100,000	I -	\$10,000,000	\$14,999,999	Q -	\$160,000,000	\$199,999,999
B -	\$100,000	\$199,999	J -	\$15,000,000	\$19,999,999	R -	\$200,000,000	\$249,999,999
C -	\$200,000	\$499,999	K -	\$20,000,000	\$29,999,999	S -	\$250,000,000	\$299,999,999
D -	\$500,000	\$999,999	L -	\$30,000,000	\$39,999,999	T -	\$300,000,000	\$399,999,999
E -	\$1,000,000	\$2,499,999	M -	\$40,000,000	\$59,999,999	U -	\$400,000,000	\$499,999,999
F -	\$2,500,000	\$4,999,999	N -	\$60,000,000	\$89,999,999	V -	\$500,000,000	\$599,999,999
G -	\$5,000,000	\$7,499,999	O -	\$90,000,000	\$119,999,999	W -	\$600,000,000	AND OVER
H -	\$7,500,000	\$9,999,999	P -	\$120,000,000	\$159,999,999			

Bridge Projections

The National Bridge Performance Measure requires each State to measure and report the percent of bridges on the National Highway System (NHS) in the National Bridge Inventory (NBI) that are structurally deficient (poor) by deck area. MAP-21 and FAST ACT have established a minimum condition level of bridges classified as structurally deficient (poor) to not exceed 10 percent by deck area.

If a state exceeds the minimum condition level of 10 percent of bridges classified as structurally deficient (poor) by deck area, then the penalty to the state is that the State DOT shall obligate and set aside in an amount equal to 50 percent of funds apportioned to such State for fiscal year 2009 to carry out 23 U.S.C. 144 (as in effect the day before enactment of MAP-21) from amounts apportioned to a State for a fiscal year under 23 U.S.C. 104(b)(1) only for eligible projects on bridges on the NHS. In Connecticut, this penalty equates to the Department spending at least \$80,781,889 of Federal dollars on NHS bridges requiring a match of \$20,195,472 dollars in state funds.

NHS-NBI Bridge Projections (% Poor by Deck Area)



NHS-NBI	2017	2018	2019	2020	2021	2022	2023	2024	2025	2026	2027	2028
Preferred Strategy \$875M	14.78%	12.26%	9.41%	7.71%	6.77%	5.34%	4.74%	4.49%	4.15%	5.94%	6.96%	7.37%
Current Strategy \$375M	14.94%	12.26%	9.41%	7.92%	7.13%	5.74%	5.10%	4.94%	5.84%	9.95%	11.71%	11.77%
No Funding (Not an Option)	15.73%	15.73%	15.73%	15.73%	15.73%	17.12%	18.76%	19.19%	20.89%	27.08%	30.49%	31.32%


Projected % Poor for Bridges by Deck Area

Pavement Projections

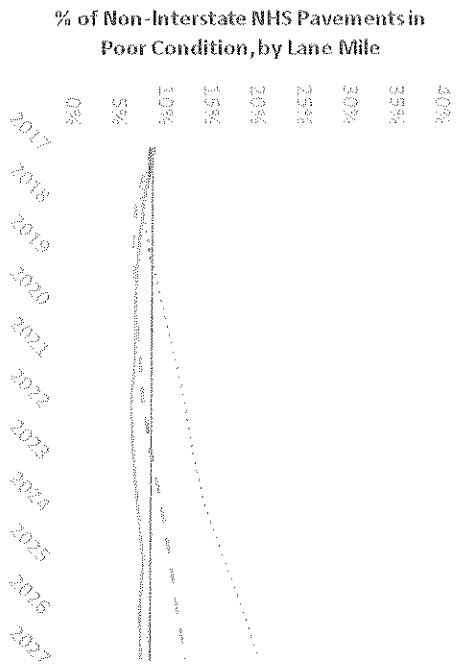
The National Pavement Performance Measure requires each State to measure and report the percent of pavement in good and poor condition on the National Highway System (NHS) for both Interstate and Non-Interstate roadways by lane miles. MAP-21 and FAST ACT have established a minimum condition level of pavements to not exceed 5 percent for Interstate roadways in poor condition by lane miles.

If a state exceeds the minimum condition level of 5 percent of Interstate pavements classified as poor by lane mile, then the penalty to the state is that the State DOT shall obligate, from the amounts apportioned to the State DOT under 23 U.S.C. 104(b)(1) (for the NHPP), an amount that is not less than the amount of funds apportioned to the State for Federal fiscal year 2009 under the Interstate Maintenance program.

NHS Interstate Pavement Projections (% Poor by Lane Mile)



NHS Non-Interstate Pavement Projections (% Poor by Lane Mile)



Projected % Poor for Pavements by Lane Mile

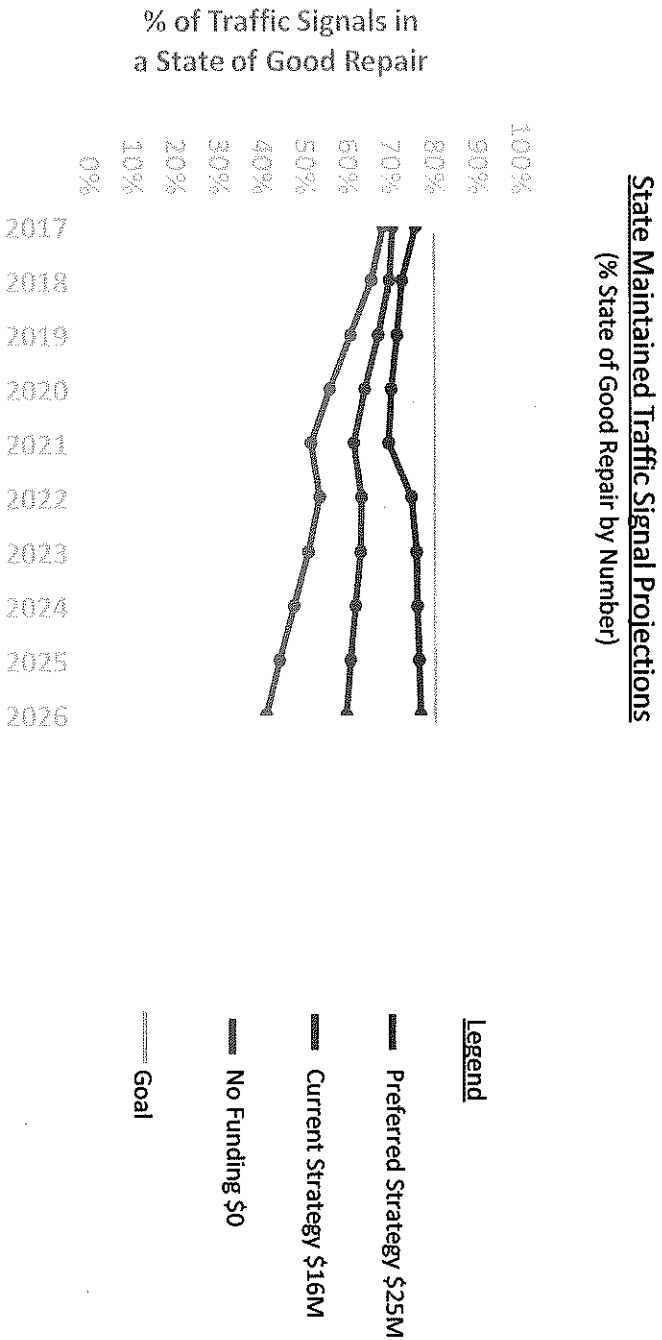
- Legend**
- Preferred Strategy \$149M (5% Interstate maintained)
 - - - Current Strategy \$94M (5% Interstate maintained)
 - No Funding \$0
 - _____ Goal

Interstate	2017	2018	2019	2020	2021	2022	2023	2024	2025	2026	2027
Interstate Preferred Strategy \$149M	2.17%	2.18%	1.95%	1.98%	2.29%	2.47%	2.54%	2.56%	2.43%	3.40%	3.56%
Interstate Current Strategy \$94M	2.17%	2.18%	2.13%	2.03%	2.30%	2.59%	2.80%	2.87%	2.90%	3.84%	3.96%
Interstate No Funding \$0M	2.17%	2.18%	2.26%	2.37%	2.69%	3.49%	3.42%	3.57%	3.73%	4.69%	5.60%
NHS Non-Interstate											
NHS Non-Interstate Preferred Strategy \$149M	8.96%	7.71%	7.14%	6.85%	6.79%	6.34%	6.52%	7.08%	7.65%	7.33%	7.39%
NHS Non-Interstate Current Strategy \$94M	8.56%	6.89%	6.56%	6.81%	7.22%	7.64%	8.55%	9.68%	10.55%	11.25%	12.25%
NHS Non-Interstate No Funding \$0M	8.56%	7.34%	8.33%	9.58%	10.88%	12.10%	13.00%	14.28%	16.34%	18.33%	20.09%

* Note: 5% Poor minimum level does not apply to Non-Interstates; however the Department has set a goal to maintain a less than 8% Poor for Non-Interstate pavements.

Traffic Signal Projections

FHWA has not yet set a minimum condition level for traffic signal assets; however the Department is striving to obtain an 80% State of Good Repair as a long term goal. Currently, State of Good Repair is measured by the number of traffic signals not exceeding a 25 year life based on known life expectancies.




State-Maintained	2017	2018	2019	2020	2021	2022	2023	2024	2025	2026
Preferred Strategy \$25M	75.88%	72.72%	71.50%	70.17%	69.49%	74.91%	75.99%	76.28%	76.57%	77.03%
Current Strategy \$16M	70.40%	69.64%	67.02%	64%	61.38%	63.21%	62.85%	61.70%	60.55%	59.58%
No Funding	68.34%	65.54%	60.72%	55.80%	51.52%	53.35%	50.84%	47.53%	44.23%	41.10%

5
to
3


Sign Projections

FHWA has not yet set a minimum condition level for sign assets; however the Department is striving to obtain an 80% State of Good Repair for Limited Access signs and 70% State of Good Repair for Non-Limited Access signs as long term goals. Currently, State of Good Repair is measured by the number of signs not exceeding a 17 year life based on the expectations of the life of the signs retroreflectivity.

Limited Access Sign Projections
(% State of Good Repair by Number)



Non-Limited Access Sign Projections
(% State of Good Repair by Number)



Legend
 — Preferred Strategy
 - - Current Strategy
 . . . No Funding
 — Goal

Projected % State of Good Repair for Signs by Number

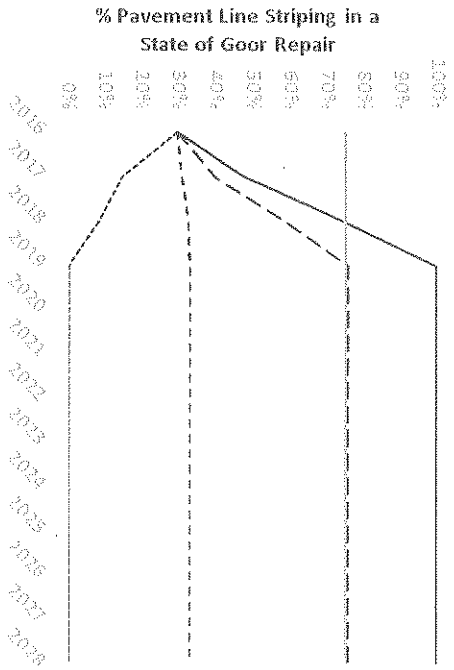
	2018	2019	2020	2021	2022	2023	2024	2025	2026	2027
Limited Access										
Preferred Strategy \$50M	39.4%	45.5%	51.5%	57.6%	63.6%	69.7%	75.8%	78.8%	84.8%	84.8%
Current Strategy \$25M	36.4%	39.4%	42.4%	45.5%	48.5%	51.5%	54.5%	54.5%	57.6%	54.5%
No Funding	33.3%	33.3%	33.3%	33.3%	33.3%	33.3%	33.3%	30.3%	30.3%	24.2%
Non-limited Access										
Preferred Strategy \$3M	42.8%	46.4%	49.9%	53.4%	56.9%	60.4%	64.0%	67.5%	71.0%	74.5%
Current Strategy \$2M	42.0%	43.8%	45.6%	47.4%	49.2%	51.0%	52.8%	54.6%	56.4%	58.3%
No Funding	39.9%	37.6%	35.2%	32.9%	30.5%	28.2%	25.8%	23.5%	21.1%	18.8%

5 of 7

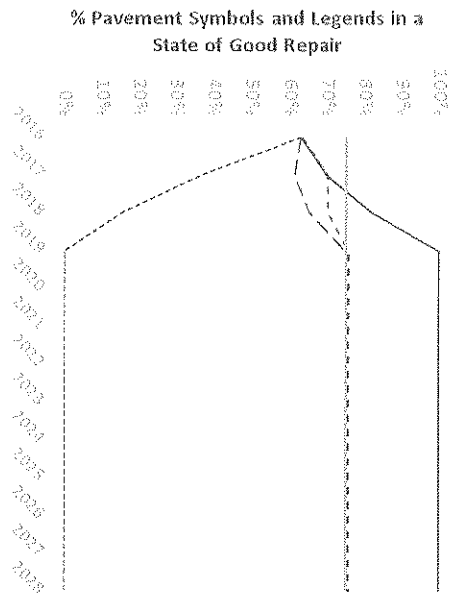
Pavement Marking Projections

FHWA has not yet set a minimum condition level for pavement markings; however the Department is striving to obtain 75% State of Good Repair as a long term goal. Pavement markings include two categories: line striping and symbols & legends. Currently, State of Good Repair is based on expectations of retroreflectivity life and wear with epoxy markings having a 3 year life expectancy and water-based markings having a 1 year life expectancy.

Line Striping Projections
(% State of Good Repair by Line Length)



Symbols and Legends Projections
(% State of Good Repair by Marking Area)



- Legend**
- Ultimate Strategy
 - - - Preferred Strategy
 - Current Strategy
 - No Funding
 - Goal

Projected % State of Good Repair for Pavement Markings

Line Striping by Linear Length	2016	2017	2018	2019	2020	2021	2022	2023	2024	2025	2026	2027	2028
Ultimate Strategy \$49M	30%	48%	74%	99%	99%	99%	99%	99%	99%	99%	99%	99%	99%
Preferred Strategy \$37M	30%	40%	58%	75%	75%	75%	75%	75%	75%	75%	75%	75%	75%
Current Strategy \$16M	30%	31%	33%	33%	33%	33%	33%	33%	33%	33%	33%	33%	33%
No Funding \$0M	30%	15%	8%	0%	0%	0%	0%	0%	0%	0%	0%	0%	0%

Symbols and Legends by Marking Area	2016	2017	2018	2019	2020	2021	2022	2023	2024	2025	2026	2027	2028
Ultimate Strategy \$7.7M	63%	70%	82%	100%	100%	100%	100%	100%	100%	100%	100%	100%	100%
Preferred Strategy \$5.8M	63%	61%	65%	75%	75%	75%	75%	75%	75%	75%	75%	75%	75%
Current Strategy \$2.6M	63%	70%	70%	76%	76%	76%	76%	76%	76%	76%	76%	76%	76%
No Funding \$0M	63%	36%	15%	0%	0%	0%	0%	0%	0%	0%	0%	0%	0%

Major Transportation Initiatives

- I-95 Operational improvements*
- I-84 Hartford Viaduct*
- I-84 Danbury (Exits 3-8)*
- I-84 Mixmaster Waterbury*
- I-84 / I-91 Interchange*
- New Haven Line Moveable Bridges*
- Rail Car Procurement
- Hartford Line Improvements
- New Haven Line Improvements
- Remove Traffic Signal from Route 9
- Route 7 / 15 Interchange
- Heroes Tunnel
- I -91 / I-691 / Route 15 Interchange

*Major programs would not be performed concurrently, early deliverables would be pursued.