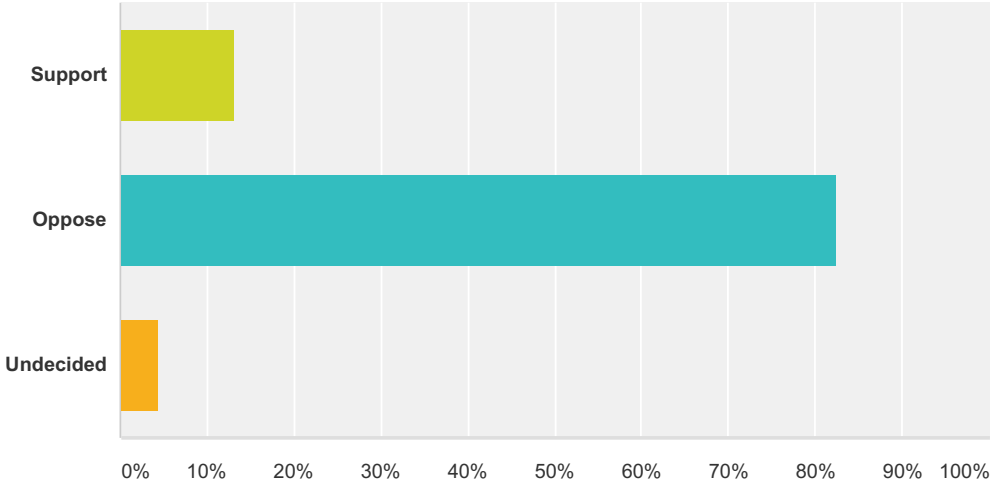


Q1 Do you support or oppose putting border tolls on state highways in Connecticut?

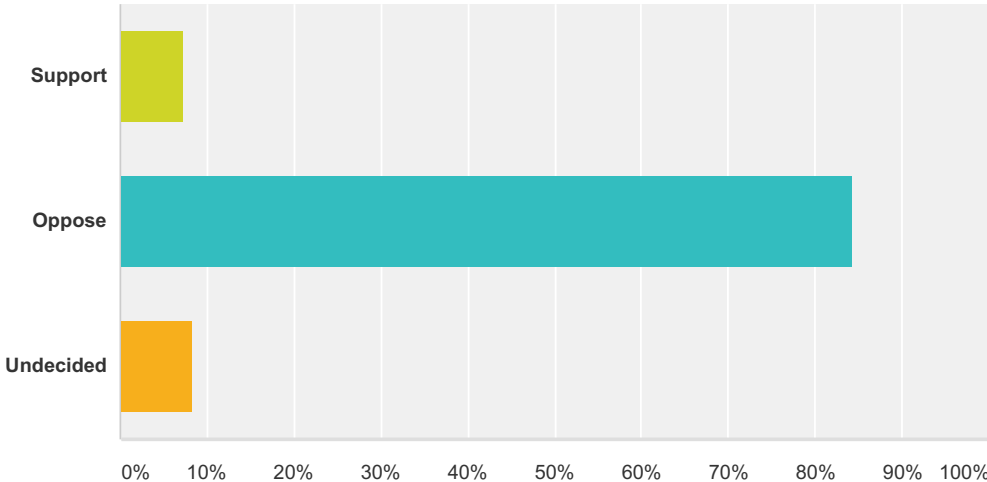
Answered: 206 Skipped: 3



Answer Choices	Responses
Support	13.11% 27
Oppose	82.52% 170
Undecided	4.37% 9
Total	206

Q2 Do you support an enhanced gas tax instead of border tolls?

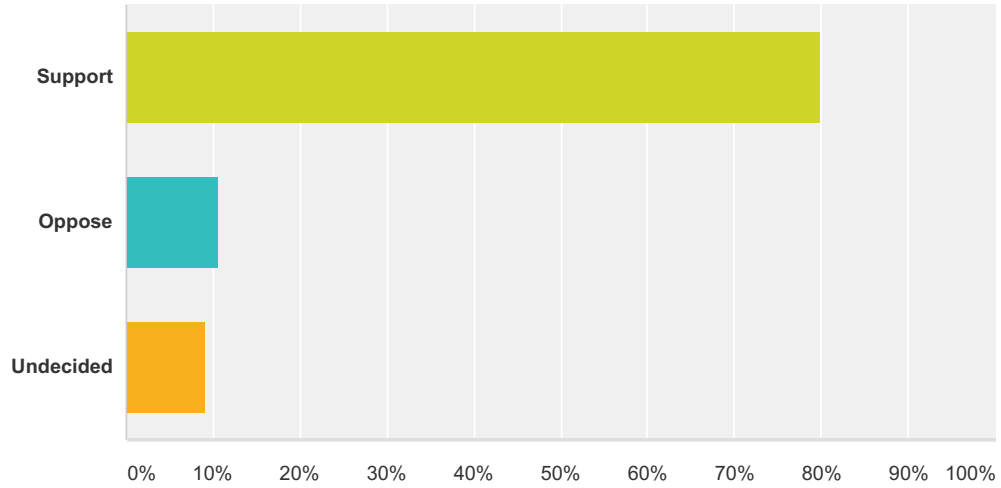
Answered: 205 Skipped: 4



Answer Choices	Responses	
Support	7.32%	15
Oppose	84.39%	173
Undecided	8.29%	17
Total		205

Q3 Do you support the state reducing spending in other areas of the budget instead of reintroduction of border tolls?

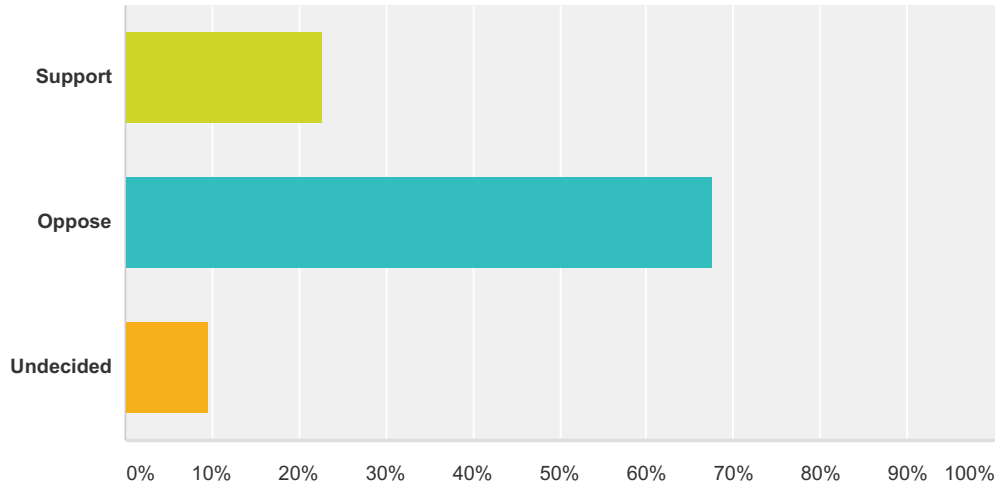
Answered: 205 Skipped: 4



Answer Choices	Responses	Count
Support	80.00%	164
Oppose	10.73%	22
Undecided	9.27%	19
Total		205

Q4 Would you support or oppose putting border tolls on state highways in Connecticut if the money collected was protected in a dedicated lockbox and protected from further raids that have been used in the past to close budget deficits?

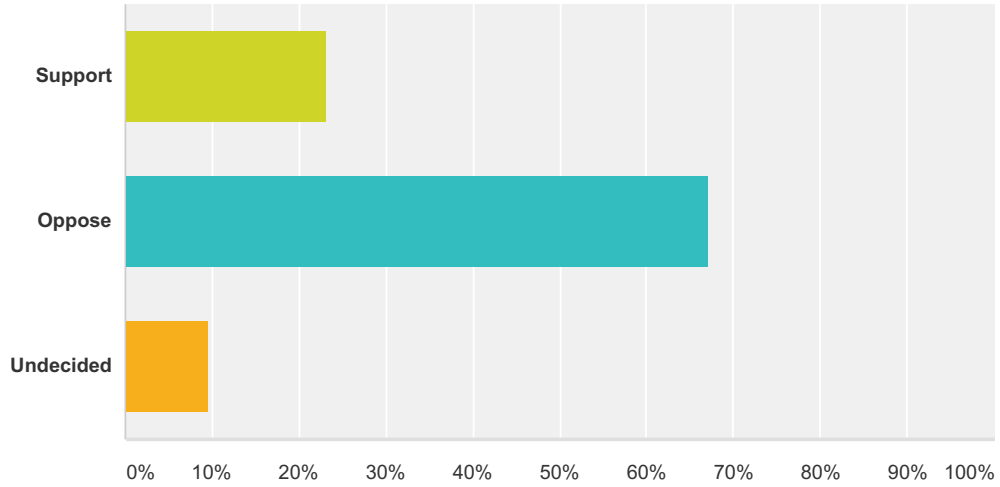
Answered: 207 Skipped: 2



Answer Choices	Responses
Support	22.71% 47
Oppose	67.63% 140
Undecided	9.66% 20
Total	207

Q5 Would you support or oppose putting border tolls on state highways in Connecticut if the money were used to reduce or eliminate the state's gas tax?

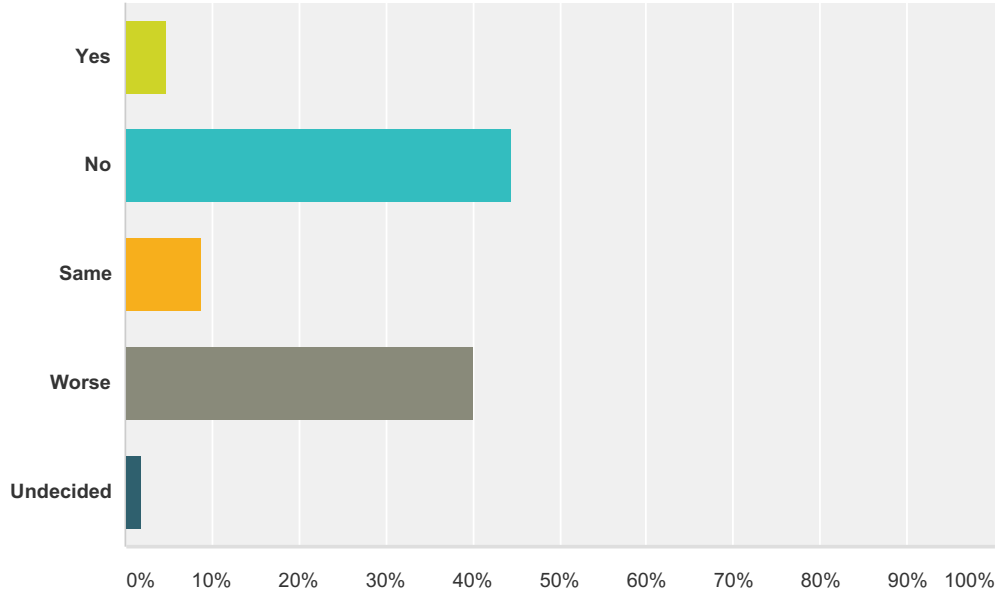
Answered: 207 Skipped: 2



Answer Choices	Responses
Support	23.19% 48
Oppose	67.15% 139
Undecided	9.66% 20
Total	207

Q6 Do you think installing border tolls would ease congestion problems on our major highways?

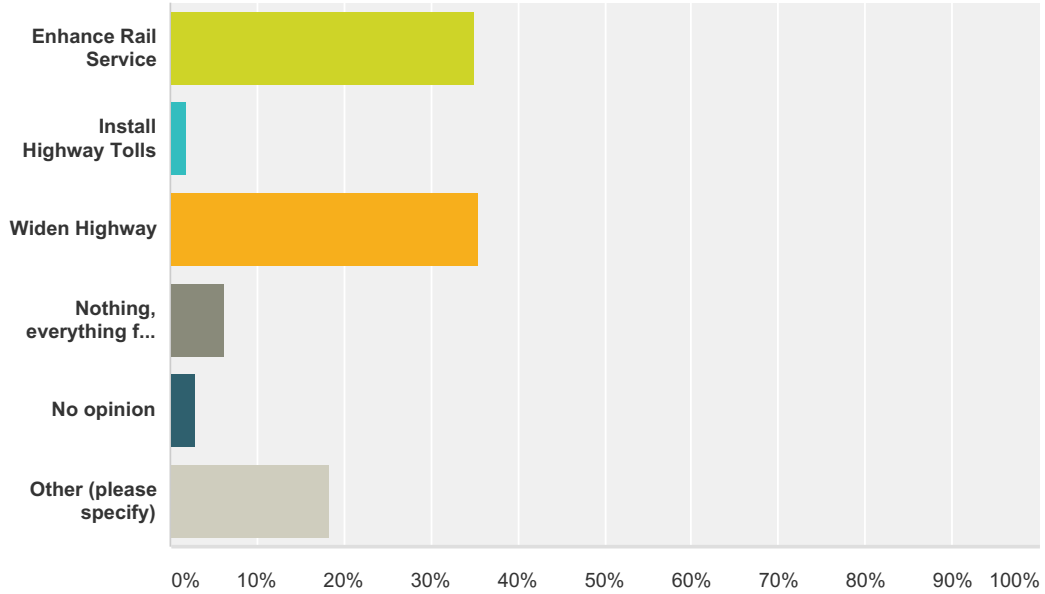
Answered: 207 Skipped: 2



Answer Choices	Responses
Yes	4.83% 10
No	44.44% 92
Same	8.70% 18
Worse	40.10% 83
Undecided	1.93% 4
Total	207

Q7 In order to alleviate traffic congestion on our highways, where should the state focus its money/efforts:

Answered: 208 Skipped: 1



Answer Choices	Responses
Enhance Rail Service	35.10% 73
Install Highway Tolls	1.92% 4
Widen Highway	35.58% 74
Nothing, everything fine as is	6.25% 13
No opinion	2.88% 6
Other (please specify)	18.27% 38
Total	208

Q8 Please provide your contact information (optional).

Answered: 130 Skipped: 79

Answer Choices	Responses	
Name	98.46%	128
Company	0.00%	0
Address	0.00%	0
Address 2	0.00%	0
City / Town	0.00%	0
State / Province	0.00%	0
ZIP / Postal Code	0.00%	0
Country	0.00%	0
Email	95.38%	124
Phone	0.00%	0